

The Daisy Chain

Volume 29 Issue 4

December 2019



A simple line drawing of a girl. Her head is a large circle with many pointed petals radiating from the top, resembling a sunflower. She has a small face with closed eyes, a simple nose, and a small mouth. She is wearing a short, flared dress and has two small lines for arms and legs.

Editor:

Alt-Editor

Co-Editor:

Chatti Patty

Jerri Lee:

Pattern Editor

Web Page:

Terry Bukowski

Glenda Kitto

Sandy Dorsey

Pat Rather

Dennis Ross

Marv Hayden

Eric Silva

(210) 385-2141

(909) 599-0585

(760) 731-6581

(707) 996-8300

(626) 446-9678

(360) 642-2151

terrybukowski@yahoo.com

gkittoco@roadrunner.com

sandilee43@roadrunner.com

ratherpat@vom.com

jerrileedoll@yahoo.com

contrary128@gmail.com

<http://www.terrileedolls.com>

To print the newsletter in color go to our Web Page: <https://terrileedolls.com>

In the box at the upper left called Subscriber Password type Daisy Chain 2019 **(You must capitalize the (D & C) our password is case sensitive)** Click on Login. Then click on the second box on the left in the upper menu, the box which says Current Issue. Scroll down to see the article and double click to enlarge the page. Click on download to print in color. **This will be our password for the year to make it easier for you to remember.**

Hope you have been going to the Terrileedolls.com web site to use the accessory book and the index of past articles. Please note at the bottom of several articles in this issue the footer notes when an article is an update to the Accessory book. webpage, **www.terrileadolls.com** Patterns by Mary Hayden have been posted.

Glenda Kitto has a web page with clothes and dolls for sale visit www.terrilee.net Life events make us change our collecting habits. I still collect but most everything in my collection could be sold. Please ask if there is anything you especially are looking for.

I look forward to all your holiday Terri cards. May the holidays bring you peace and joy.
HAPPY HOLIDAYS!

The Daisy Chain magazine and Little Mothers Talk is for personal use only and may not be sold in any form. Furthermore, all pictures and articles published are solely the property of the Daisy Chain and cannot be reproduced or sold without permission. © 2019 The Daisy Chain

Front Cover ~ Terry Bukowski

©2019 The Daisy Chain




Hi Everybody!

Almost time for the TL Xmas Card Club!

Wow! Unbelievable!!!! If you are a fanatic TL collector, you know how wonderful it is when you find something from TerriLeeLand that you've been searching for... hunting everywhere for it more than 25 years. But how can you find an item if you don't know what it looks like? What if the item you've been craving turns out not to be photogenic, and so the advertising photos are all indistinct? What if you've never seen this item because it isn't in any collection you've ever visited or it came to a collection after you had visited it? What if the best description of the item so far is a couple words in the pink "Introducing Linda Lee" brochure: "L-202 Linda Lee christening dress, slip, shoes and sox." OK, OK! You guessed it!!! Yes, my hard-to-find item is Linda Lee's Christening Dress. The color brochures, attached to the "AV Fashion Parade" of '52 & '54, named variously, "Introducing Linda Lee," "Introducing Linda," and finally, "Linda Terri Lee's Baby Sister," show a tiny indistinct photo of the o/f. I've included as many advertising photos of the christening dress as possible, and I think you'll agree that it doesn't photograph well. Following page gives you more explicit information.

Linda Lee is my favorite baby doll! She is one of the rarest of the TL Family and, when I began to collect, the most mysterious. You will look in vain through Peggy Casper's, *Fashionable Terri Lee Dolls*, for a photo of a real Linda Lee. I took me years of digging to turn one up. Peggy did not have a Linda Lee when she wrote *FTLD*. Years after book publication, I traded her for one of mine. If you are curious about the full story of the Lindas, 1) True Linda Lee, 2) Grommet Linda, 3) Linda Baby, you should check out the *Daisy Chain Index*. Over the years I've written 18 DC pages on soft vinyl dolls. The first six or seven and one or two at the end concern Linda. We are reprinting several of the pages here for you.



One of the best visual documents of the christening dress is in this rarely seen picture from the advertising brochure, "Presenting Terri Lee Capturing all the Hearts of America" published circa 1952. It shows an earlier photo of the real Connie Lynn taken circa 1950 with a Linda Lee doll in christening outfit + playpen & wardrobe chest. Linda Lee, b. 1948, had a doll named for her soon after her birth. However, Connie Lynn, the older sister, b. 1946, had to wait until 1955 for her namesake doll.

Happy Hunting, Happy Holidays and Happy New Year from chattipatty


Linda Lee's Christening Dress by Pat Rather




Linda Lee's rare christening dress is made of fine, white batiste cotton. Demure and simple, it measures 10" from neck to hem. The shoes and socks sold with it would have been quite invisible. To identify the dress, look for the bow and long ribbons on the left shoulder.

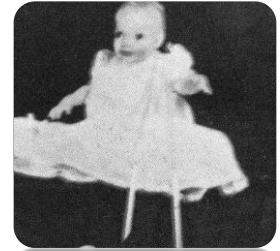
The dress has many pin tucks near the sleeves which are extra puffy, princess style. Look for another little bow on the right tacked to a row of lace about 2" above hem. The white batiste slip is 8 $\frac{3}{4}$ almost 9" long. Compared to the rest of LL's clothing, the dress and slip appear very long since many Linda dresses are only 6". Both slip and dress have square snaps. The neck opening is rather small, making it difficult to dress her. This three piece o/f, dress, slip and diaper, came with a Linda Baby. There was no tag on any of the pieces.

LL's christening dress is featured in several photos, but only the one with the real Connie Lynn shows it clearly. The real Connie Lynn had this photo in her scrapbook and it did not appear in either of Peggy's books; however, you can find it in the advertising brochure, "Presenting Terri Lee Capturing All the Hearts of America," and it's reproduced in this issue on the *chattipatty* page.





For other pics of the outfit, check out the cover of the pink brochure, "Introducing Linda Lee." The dress is obviously longer than usual, but the bows are not visible. Check the tiny photo on black background in the color leaflet attached to the *AVFashion Parades* through 1954. You can see the ribbons from the bow on the left shoulder, and the little bow is obvious if you know it's there.



How much did Linda Lee's christening dress cost?

"Introducing Linda Lee," a Toy Fair brochure for retail, lists "L-5 Linda Lee in long christening dress and slip trimmed with val lace, insertion and satin bows, packaged in reusable pliofilm drawstring bag. \$6.95;" "L-202 Linda Lee christening dress, slip, shoes and sox. \$3.00" In 1950 minimum wage was 75 cents, up from 40 cents 1945 to '50. They did not sell many!

Happy Hunting!! chatti

Terri Lee

2012 "O" STREET

LINCOLN, NEBRASKA


Introducing...
Linda Lee



Price List

Retail Price List LINDA LEE Minimum order one dozen assorted

- L-1 Linda Lee, in fancy pants—packaged in pliofilm bag 3.95
- L-2 Linda Lee in nylon tricot knit kimona and fancy pants, val lace and satin ribbon trim—packaged in reusable drawstring pliofilm bag 4.95
- L-3 Linda Lee in batiste dress, slip and diaper, all val lace trimmed and snaps—packaged in reusable drawstring pliofilm bag 5.95
- L-4 Linda Lee undressed, in nursery chair—packaged in pliofilm bag 5.95
- L-5 Linda Lee in long christening dress and slip trimmed with val lace, insertion and satin bows—packaged in reusable pliofilm drawstring bag 6.95
- L-6 Linda Lee dressed in kimona and fancy pants in organdy and taffeta bassinette, pastel colors—packaged in pliofilm bag 7.95
- L-7 Linda Lee dressed in batiste dress, slip, diaper and taffeta coat and bonnet in pastel colors packaged in reusable pliofilm drawstring bag 6.95
- L-8 Linda Lee, dressed in floral batiste sun suit trimmed in val lace in play pen 8.95



- L-9 Linda Lee in batiste dress and hand crochet jacket and bonnet—packaged in reusable pliofilm drawstring bag 10.95
- L-10 Linda Lee Musical Tree—Linda dressed in nylon kimona and diaper, bassinette and tree that plays "Rock-a-bye-Baby" 13.95
- L-100 Linda Lee wardrobe, empty 5.95
- L-101 Linda Lee wardrobe complete with garments and Linda 19.95
- L-200 Linda Lee batiste dress, slip, shoes and sox, packaged in pliofilm bag 2.00
- L-201 Linda Lee kimona and fancy pants of nylon tricot 1.00
- L-202 Linda Lee christening dress, slip, shoes and sox 3.00
- L-203 Linda Lee sun suit and jacket 1.00
- L-204 Linda Lee hand crochet jacket and bonnet 5.00
- L-205 Linda Lee taffeta coat and bonnet 1.00
- L-206 Linda Lee shoes and sox25

Shipping weight 65 lbs. per gross.

TERRI LEE, INC.

2012 "O" STREET

LINCOLN, NEBR.

Minimum order one dozen assorted



L-4 Here I am in my nursery chair. You can train me just like mother does you. After my bath if you sit me on my chair, I will drain dry enough so you can dress me if you give me a good squeeze first.

L-8 And this is my play pen with pretty colored beads. There is a nice pad in the bottom and I wear my sun suit with a topper. When I get a little bigger I'll be able to reach the beads and play with them.

L-100 I have a wardrobe too with drawers and hangers to put all my pretty clothes in.

All our love
Linda and Terri Lee

Terri Lee Inc.
Lincoln, Nebr.

Introducing:
Linda Lee



Dear little mother: I cannot talk or write because I am so little but Terri my big sister knows what is in my heart and she is writing this. You won't find me to be any trouble and if you want me to take a bath with you I'll float right on top of the water. I am proud to be the only doll Brenda Putnam ever sculptured and she sculptured me from a real live baby whose name is also Linda Lee. I am eleven inches long and made of the realest soft skin plastic you ever saw.



L-3 At the top you can see my beautiful soft batiste dress and underneath I have a slip to match and fancy pants. Everything is trimmed in fine pretty lace.

L-2 My pretty kimona and fancy pants you can see in the middle. They are made of nylon and when you wash them you don't need to iron them. They too have pretty lace and ribbons.

L-5 Isn't my christening dress beautiful with all the lace? I wore it to church when they christened me Linda Lee. My godmother was there. She is very sweet and her name is Lucille.

L-6 See my lovely bassinette I rest in? I wear my kimona and fancy pants when I sleep in it. It is made of organdy and taffeta and ribbon. I don't know which color I like best, pink, blue, yellow, green or lavender. Which do you?



L-9 Most of all I love to go out doors with Terri. See my pretty hand crocheted jacket and bonnet with little blue forget-me-nots on it? I have on my batiste dress too.

L-7 Sometimes I wear my beautiful taffeta coat and bonnet and underneath it my batiste dress. I have a pink, blue, yellow, green and lavender coat with pretty flowers on both.

L-10 Most of all I love my musical tree. When I am sleepy, if you hang my bassinette on the limb and rock me, it will play "Rock-a-bye Baby" to me until I go to sleep.



L-8 This is my play pen. There is a nice pad in the bottom and I wear my sun suit with a topper. When I get a little bigger I'll be able to reach the top.

L-4 Here I am in my nursery chair. You can train me just like mother does you. After my sponge bath you can put me on my chair while you get my clothes ready to dress me for the day.

L-100 I have a wardrobe trunk too, that holds both me and my pretty garments. There are hangers, and a tiny drawer.

All our love
Linda and Terri Lee

TERRI LEE SALES CORP.

P. O. BOX 158

APPLE VALLEY, CALIFORNIA

Terri Lee Inc.
Lincoln, Neb.

Introducing
Linda



Dear little mother: I cannot talk or write because I am so little but Terri my big sister knows what is in my heart and she is writing this. You won't find me to be any trouble and I'll be very good when you bathe me. I am proud to be the only doll Brenda Putnam ever sculptured and she sculptured me from a real live baby whose name is also Linda Lee. I am eleven inches long and made of the realest soft skin plastic you ever saw.



L-3 At the top you can see my beautiful soft batiste dress and underneath I have a slip to match and fancy pants. Everything is trimmed in fine pretty lace.

L-2 My pretty kimono and fancy pants you can see in the middle. They are made of nylon and when you wash them you don't need to iron them. They too have pretty lace and ribbons.

L-5 Isn't my christening dress beautiful with all the lace? I wore it to church when they christened me Linda Lee. My godmother was there. She is very sweet and her name is Lucille.

L-6 See my lovely bassinette I rest in? I wear my kimono and fancy pants when I sleep in it. It is made of organdy and taffeta and ribbon. I don't know which color I like best, pink, blue, yellow, green or lavender. Which do you?



L-9 Most of all I love to go out doors with Terri. See my pretty hand crocheted jacket and bonnet with little blue forget-me-nots on it? I have on my batiste dress too.

L-7 Sometimes I wear my beautiful taffeta coat and bonnet and underneath it my batiste dress. I have a pink, blue, yellow, green and lavender coat with pretty flowers on both.

L-10 Most of all I love my musical tree. When I am sleepy, if you hang my bassinette on the limb and rock me, it will play "Rock-a-bye Baby" to me until I go to sleep.



L-8 Play Pen L-4 Nursery Chair L-11 Wardrobe Case

L-8 In my play pen I have so much fun playing on the soft pad. I wear my creeper suit. Here my mother knows I'll be safe.

L-4 With my nursery chair, you can train me just like mother does you. After my bath you can put me on my chair while you get my pretty clothes ready to wear.

L-11 For play or for traveling I have such a nice wardrobe case. I know where all my pretty clothes are, and they keep so nicely.

All our love,
Linda Baby
Terri Lee
Jerri Lee

Distributed by
TERRI LEE SALES CORP., Apple Valley, California

LITHO IN U.S.A.



Terri Lee's Baby Sister



Dear little mother: As I am a little baby I cannot write, but my big sister Terri, knowing what is in my heart, writes you this letter. When you play with me I'll be very good, and I like to take a bath.

I am proud to be the only doll Brenda Putnam has ever sculptured. She used a real live baby, also named Linda, as the model. I am eleven inches long, and made of rose petal soft skin plastic. My clothes are so wonderful, you'll enjoy dressing me.

Linda



**L-3 Dress set L-2 Kimono set L-5 Christening Dress
L-6 Bassinette**

L-3 See my beautiful dress. Underneath there's a matching slip and fancy pants. Everything is trimmed in fine pretty lace.

L-2 In my pretty kimono with its nice lace and ribbon I'm ready to sleep. I'm wearing my fancy pants.

L-5 Isn't my christening dress beautiful with all its fine lace. I wore it to church when they christened me Linda. My Godmother, Lucille, was there. She is very sweet.

L-6 In this lovely bassinette of soft pastel colors I like to sleep. Of course, I wear my kimono and fancy pants.



L-9 Jacket & Bonnet L-10 Musical Tree L-7 Coat & Dress Set

L-9 Outdoors, when I play with Terri and Jerri, I wear my pretty hand crocheted jacket and bonnet.

L-10 Most of all I love my musical tree. When you hang my basinet on the limb and rock me, it plays "Rock-a-bye Baby" until I go to sleep.

L-7 Sometimes over my pretty dress I wear my beautiful taffeta coat and bonnet that comes in soft pastel colors and is trimmed with tiny silk rosebuds.

◆ **L-14** My cradle swings back and forth and has a lovely frilly nylon skirt, soft pad, pillow and quilt of satin. You can sing to me a lullabye as you gently rock me to sleep, or play Terri Lee's own record "Dolly's Lullabye." #5915 Record.

Terri Tales

Every once in a while you need a “road-trip”! This one began in Sonoma, dropping into San Dimas. A quick sprint to Fallbrook followed by an early afternoon cruise to Tucson. Then the long haul began to San Antonio. Have you guessed the people involved? How about Pat Rather, Glenda Kitto, Sandy Dorsey, Nancy Janzen and Terry Bukowski. 3000 miles later all were home safe. Actually only Pat and Glenda did the mileage with stops at fellow “Terri” collectors along the way.



First stop to visit with Sandy Dorsey to view all the many dolls that are for sale. Of course a selection or two were made.



Next stop to Nancy Janzen, WOW! Another nice collection! Nancy loves her black dolls and has a special place in her heart for “Nancy and Sluggo”.



The final location on the “road-trip” was to spend the weekend with Terry Bukowski. Terry recently had some water pipes burst and enlisted our help to pack-up china cabinets for removal for installation of new flooring and painting. Mission accomplished!



And of course there was plenty of time spent in the doll room to examine all the new arrivals since our last Daisy Chain Convention in San Antonio.

Wonderful to spend time with Terri friends!

Glenda Kitto



A TINY TERRI LEE TRUNK TO MATCH A BIG TERRI LEE TRUNK? Sandy Dorsey



While cleaning out a trunk purchased from a closing store and filled with Tiny Terri Lee clothing I realized this trunk matches one of the large Terri Trunks. It is never seen in any TL literature but obviously was made by the same company and came to me full of TTLclothing.



These two trunks have the same exterior, the same interior and the same handles. The smaller one shows a missing area where I believe a name plate would have been.



TINY TERRI LEE BEDROOM SLIPPERS

Sandy Dorsey

While cleaning out a Tiny Terri Lee trunk I discovered what at first look appeared to be some Ginny slippers. But the slippers were a perfect fit for TTL and the multicolored pompom rang a bell. Could these be a pair of Tiny Terri Lee slippers. Perhaps.



The Mystery of the Missing Christmas Stocking

By Dennis Ross

Jerri Lee was frantically rummaging through the family's Christmas decorations box. Terri, his sister, had already hung her red Christmas stocking upon the fireplace. The nails were old; In fact, nobody knew who had hammered them all in so many decades ago. The Apple Valley nursery was an old cottage built before Gene Autry and Roy Rogers arrived to enjoy the beautiful desert region.



The large wooden mantle accommodated a full dozen nails and Terri, Linda Baby, Connie Lynn, Benjie, Bonnie Lou, Patty Jo, and even So Sleepy all had their red Christmas stockings hanging on one of the nails.

Jerri kept going through treasured glass ornaments, tree lights and plastic snowflakes but NO Jerri Lee stocking! Terri came over and put her arm around her brother. "Don't worry, Jerri, it's got to be here somewhere...keep looking." she told him.

The dolls hadn't gotten their Christmas tree yet, so Jerri laid out in groups, the lights and assorted ornaments. Finally, he reached the bottom of the crate. "It's empty and no stocking!", Jerri wailed. "Well, it could not have walked off by itself," consoled Terri. "It just has to be here. It's got to turn up," she said. "OK, fine, so where is it?" Jerri asked. He looked wainfully at his empty space on the mantel. It looked so sad. All of the other stockings hanging there looked so festive and pretty. Jerri knew for certain now that his stocking was not in the crate as he glanced once again at the emptiness of it.



So where was it? He slowly walked outside and sat in

one of the rocking chairs. As Jerri rocked back and forth he tried to think of all possibilities of where his missing stocking might be.

As he sat wondering, something moving nearby caught his eye. It was the same red as his missing stocking!

A brown tail appeared next. Jerri quickly got up and scurried over to see what the red object really was. However as quickly as he had dashed to the exact spot where he'd seen the puzzling sight, it had completely disappeared!

Jerri scratched his caracul hair in bewilderment. Absolutely nothing was there!!!

Now Jerri is a boy who likes to solve mysteries and he was NOT going to let this one go unsolved; besides, he needed his red stocking to hang for Santa to fill...and since Jerri had been a very good boy all year long, he was pretty certain that Santa would fill his stocking with some wonderful treats!

In order to hunt for his stocking he felt a need to be dressed in the correct outfit. Unlike his sister, Jerri was not as inclined to change outfits five or six times during the day but the case of his missing stocking warranted drastic action! Jerri rushed back inside the doll nursery and rushed up to his giraffe clothes rack. His brown leather frontier jacket and coonskin hat were exactly what he needed to solve this mystery. He quickly put both on and then hurried back outside to the spot where he'd spied the quick blur of red. He was quite surprised to find five tiny baby desert Panamint chipmunks sleeping on HIS red Christmas stocking! Mother Chipmunk was curled up beside them. She looked up and saw Jerri standing over her and her babies and didn't quite know what to do. Defending her babies was her



utmost priority so she puffed up and asked Jerri what he wanted. “I want my red Christmas stocking back so I can hang it up for when Santa visits our doll nursery!” explained Jerri. Just then a tinkling sound in the air made the five babies awaken and they all looked lovingly at Jerri. Jerri’s heart melted at the sight of these cute chipmunk babies snuggled up in his stocking. The tinkling sound grew louder and a growing light accompanied the lovely sound. In an instant Princess Tinkle appeared and put her arm around Jerri. “I am so very very proud of you for giving up your red stocking in order to provide warmth for these five precious little babies. It gets very cold at night in the desert,” Princess Tinkle said.

“I’m sorry I took it. I didn’t know it belonged to anyone. I was searching around for a warm nest and happened to spy a box filled with red fabric. So I slipped into the nursery and took it out of the box. I only took one. I’m sorry.” Mother Chipmunk explained.

“Oh, that is all right; they need it more than I,” Jerri softly said. He was smitten by the ten bright eyes of the babies looking up at him.

Princess Tinkle was quite pleased at Jerri’s response. It showed he had compassion and generosity, which so many boy dolls do not have.

With a wave of her wand, a new red Christmas stocking appeared in Jerri’s hand. It had his name at the top in glittering gold letters.

“Jerri, here is a replacement stocking for you to hang up. I’m certain Santa will fill it with many wonderful treats, for he now knows what a generous little boy you are,” Princess Tinkle said.

With a second wave of her wand, a stash of pine nuts was in Mother chipmunk’s paws. “Merry Christmas to you and your beautiful babies,” Princess Tinkle told her.

Jerri smiled and hugged his new and very, very special red Christmas stocking and he just knew that this was going to be a most special Christmas indeed.

Jerri smiled and called out, “Merry Christmas everybody!”



The End



EARLIEST CHRISTENING DRESS

By Terry Bukowski



Advertised in all three Linda brochures the 1st Christening dress has been very elusive. L-5 Christening Dress is advertised in the brochure to have fine lace, and it looks like at least two inches of lace is sewn on the long batiste dress.

The neckline is very different from later dresses.

On Linda's shoulder is a rather large flower with a long ribbon.

Did this slip go with the first Christening Dress?





CHRISTENING DRESS & SLIP

By Terry Bukowski

LF-55 Long Christening Dress and slip is advertised in the February 1955 monthly magazine. Prior to the Feb magazine the Linda brochure only shows the first christening dress.

Made of rayon the yoke is embroidery with hearts or daisies, giving the christening dress an elegant look.




Dorine Reed Collection



daisy yoke

Heart yoke

Dorine Reed Collection



CHRISTENING DRESS & SLIP

By Terry Bukowski

*White batiste
christening dress*

*Close-up of bodice
detailed with lace and
ribbon*

*Was this dress also
LF-55?*



*Embroidery detailing in the fabric
along the hem*



CHRISTENING DRESS SLIP

By Terry Bukowski

A fuller slip is needed to fill out the beautiful christening dress.

The slip has a lot of detail. The bodice is trimmed with lace and a ribbon bow.

Notice the lace trim along the hem.

The slip is tagged!

Terry Bukowski Collection





CHRISTENING DRESS OR SUNDAY DRESS?

By Terry Bukowski

Linda's beautiful dress snaps down the front, lace trim decorates the center edge.

Lace detailing also decorates the slip edges and trims the bonnet.

This pretty dress comes in pastel colors!

Terry Bukowski Collection



Lace detail on bonnet



But which dress is this?

Monthly magazine April 1956 advertises #6365 Linda baby in nylon christening dress. Even though the dress is made of organdy.



April 1956

The same picture is used in the May 1956 magazine. But now it's #6350 Linda in her Sunday Dress, slip and bonnet



You decide which dress this is!

Hand Knit Suits

By Glenda Kitto

How many times have we received something new and wondered...Is it a Real-Factory-Made outfit or is it Mother-Made?

I have one for you, a Hand Knit Sweater-set that fits Terri like a glove. It came with several other items factory made in the 1951 era that included a hand smocked tagged TL dress. So my suspicions are high that this could be a factory outfit.

A deep dive session of research begins to determine if Mother-made or Factory-made. I needed to examine all I knew about knit suits: reviewing the price lists, monthly booklets and past articles I find that there are slight differences in the early knit suits.

Fortunately I had access to a known **Version #1** knit suit for Jerri.



Jerri shorts are the “short-short” length, just like all the known Lincoln JL short suspended pants. At waist are a set of two 2-hole buttons plus these buttons also appear at the shoulders in a grouping of 3 on both left and right shoulders thus providing a wider opening for Jerri’s head and arm. Jerri’s sweater has the cable crossing over from left to right.



Version #2 comes from a photo in Peggy Casper’s, FTLD’s. Jerri’s sweater and shorts appear to be hand knit and are without a cable twist. His shorts are longer with a simple cast off hem like that shown on Version #3 which is different than Version #1.

Version #3 of the knit suit I believe is machine knit

It is the longer pants with a machine finished top. It is also the knit – pearl pattern and is finished at hem with a cast off VS. a ribbed knit/pearl finish of the Version #1 Lincoln Hand Knit Suit.

Now that we know there were as many as 3 versions of Jerri's shorts let's now look at the cable knit of the TL & JL sweaters.



Cable knit sweaters

- At the neck is a knit/pearl ribbing
- Followed with several rows of pearl stitching.
- After checking several sweater tops (knit suits and cheerleader sets) I found that there may be a difference in the direction of the cable twist. A sweater can be cabled or solid knit pattern.
- Hem is simple knit/pearl stitch

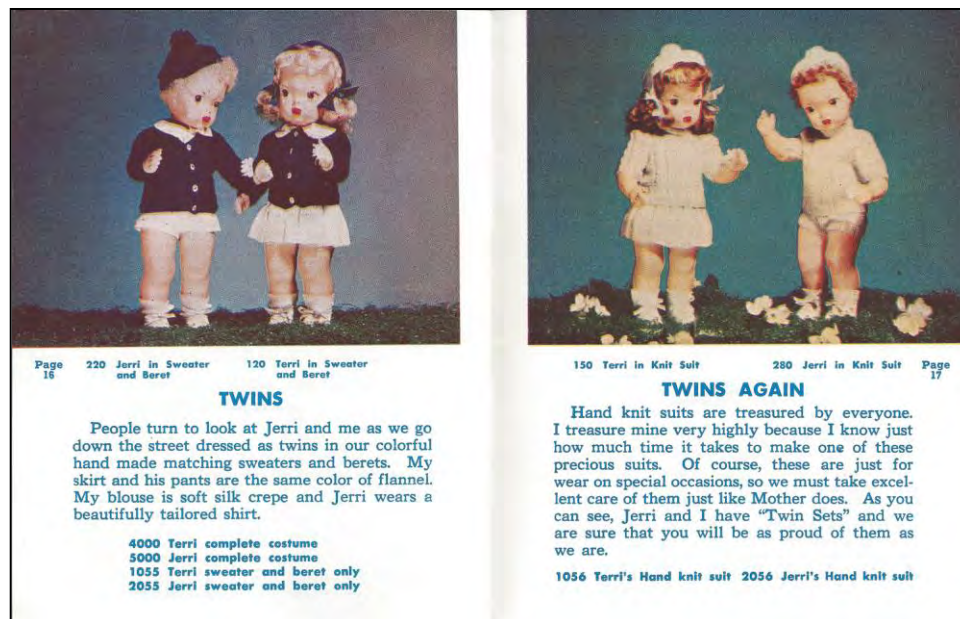
I did find a difference in the direction of the cable twist. This difference gives me an idea for a theory. Which is twist right to left for Terri and twist left to right for Jerri. Does careful observation of the knit outfits bear this theory out?

Characteristics of the knit suit

- ♥ All of the cable knit **TL** sweaters have the cable over-lap from **right-to-left**
- ♥ All of the **JL** sweaters have the cable over-lap from **left-to-right**
- ♥ Buttons are 2-hole buttons
- ♥ Stitching at waist of Version #1 style is a simple cast on
- ♥ Stitching on Version #3 is machine finished overcast at the waist on both skirts and pants

As a dedicated collector I am all about the details and most likely have gotten into too much detail. BUT, when we have so little factory information or very good factory photos we have to make some assumptions.

Catalogs and price listing



This Lincoln catalog is not the best photo and we can barely see that the Knit Suit sweater has a cable twist yet it does.

Terri Lee Dolls

17" high—Plastic—Unbreakable

No.	List Price	No.	List Price
10—Terri in ass't dresses of organdy, taffeta, dotted swiss or gingham, val lace and satin sash trim, ass't colors	\$15.00 ea.	180—Terri in long taffeta dress, long formal flannel coat, bonnet, muff and mittens....	34.00 ea.
20—Terri in pique suit, trimmed with eyelet embroidery and pearl buttons, flower trimmed straw hat, ass't colors	16.00 ea.	190—Terri in Calypso costume	20.00 ea.
30—Terri in white organdy, val lace trimmed, satin sash and heart shaped bib pinafore	16.00 ea.	200—Terri in flannel suit, ass't colors	15.00 ea.
40—Terri in wool flannel jumper skirt and white blouse trimmed in val lace—skirts ass't colors and plaids	16.00 ea.	210—Terri in jeans and shirt, ass't colors....	15.00 ea.
50—Terri in ass't. dresses with raincoat and hat	16.50 ea.	220—Terri in pique suit, straw hat, ass't colors	16.00 ea.
60—Terri in riding costume, trimmed with iridescent nail heads, cowgirl boots and hat	19.00 ea.	230—Terri in flannel suit, raincoat and hat....	16.50 ea.
70—Terri in bouffant ballet of rayon net and Celanese taffeta trimmed with sequins or silver snow flakes, ass't colors	20.00 ea.	240—Terri in leather cowboy costume, silk shirt, cowboy hat and boots	22.00 ea.
80—Terri in long taffeta dress and bonnet trimmed in val lace, pantaloons and full petticoat trimmed in eyelet embroidery, ass't colors	20.00 ea.	250—Terri in cowboy costume, plaid shirt, fur chaps, cowboy hat and boots	22.00 ea.
90—Terri in roller skating costume, ass't colors, roller skates with silver bells....	20.00 ea.	260—Terri in flannel suit and hand knit sweater and beret, ass't colors	22.00 ea.
100—Terri in ice skating costume, fur trimmed, ass't colors, ice skates with silver bells	20.00 ea.	270—Terri in hand knit suit, ass't colors	25.00 ea.
110—Terri in Majorette costume, white brocaded satin lined with red taffeta, boots and hat trimmed in gold.	20.00 ea.	280—Terri in Calypso costume	20.00 ea.
120—Terri in flannel shirt and blouse, hand knit sweater and beret, ass't colors	22.00 ea.	Patty Jo may be had in all Terri costumes. Prices are the same. Prefix all Terri numbers by "3—" if you desire Patty Jo, as "Patty Jo in assorted dresses of organdy, taffeta, dotted Swiss or gingham" would be number "3-10," list price \$15.00.	
130—Terri in cowgirl costume of kid skin leather trimmed in iridescent nail heads, blouse, boots and cowgirl hat.....	22.00 ea.	400—Benjie in flannel suit, ass't colors	15.00 ea.
140—Terri in Scotch costume, silk blouse, hand knit sweater and beret, ass't colors	22.00 ea.	410—Benjie in jeans and shirt, ass't colors....	15.00 ea.
150—Terri in hand knit suit, ass't colors.....	25.00 ea.	420—Benjie in pique suit, straw hat, ass't colors	16.00 ea.
160—Terri in flannel coat hand tailored, silk lined, bonnet, mittens, fur muff, fur trimmed galoshes	27.00 ea.	430—Benjie in flannel suit, raincoat and hat....	16.50 ea.
170—Terri in snow suit, white lapin fur jacket, fur trimmed parka, fur mitts and fur trimmed boots—jeans and shirt	29.00 ea.	440—Benjie in leather cowboy costume, silk shirt, cowboy hat and boots	22.00 ea.
		450—Benjie in cowboy costume, plaid shirt, fur chaps, cowboy hat and boots	22.00 ea.
		460—Benjie in flannel suit and hand knit sweater and beret, ass't colors	22.00 ea.
		470—Benjie in hand knit suit, ass't colors	25.00 ea.
		480—Benjie in Calypso costume	20.00 ea.
		700—Guadalupe, Mexican costume of lace, taffeta and sequin trim	20.00 ea.
		800—Nanook, Eskimo doll in white fur jacket, parka, mitts and fur trimmed muklaks—Guadalupe and Nanook may also be had in Terri's costumes. Prefix costume desired for Guadalupe by "7—"; for Nanook by "8—."	29.00 ea.

Last digit of each number ordered indicates color of wig:

- | | |
|-------------|------------------|
| 1—Brunette | 4—Golden brown |
| 2—Lt. brown | 5—Platinum blond |
| 3—Auburn | |

Example: Terri No. 11 is brunette; Terri No. 12 is light brown hair; Terri No. 13 is Auburn.



1550C Jerri in Sweater and Beret
550D Terri in Sweater and Beret

1530N Jerri in Knit Suit
540N Terri in Knit Suit

SWEATER TWINS

People turn to look at us as we go down the street dressed as twins in our knitted sweaters and berets. I wear a skirt and silk crepe blouse. Jerri wears tailored pants and shirt with his sweater set. We also have beautiful knitted suits with matching berets. Of course, it takes a great deal of time and work to make knitted clothes, and we wear them only for special occasions, and must take excellent care of them just like Mother does. Our knitted clothes are also available in hand-knit styles.

3550C Jerri's Sweater and Beret, only
3550D Terri's Sweater and Beret, only

3530N Jerri's Knit Suit
3540N Terri's Knit Suit

25



560P Terri in Sweater and Beret, Skirt and Blouse 16.95

1560M Jerri in Knit Suit 16.95

560M Terri in Knit Suit 16.95

AUTUMN STYLES

When the frost shines in the morning sunlight and the air is nippy and cool, you'll be wearing your new Autumn outfits—and so will we! Above, my pretty Sweater and Beret Set, with the pleated school-girl skirt and white silk, lace-trimmed blouse—don't I look perfect to go to a football game with you? Jerri and I like our twin knit outfits, with matching sweaters and hats. His of course has pants and mine, a circular-knitted skirt. They come in so many soft, pretty colors that we feel like Autumn flowers in them!

3560P Terri's Sweater and Beret Set only 2.95

4560M Jerri's Knit Suit with Sweater, Pants, Hat 4.95

3560M Terri's Knit Suit with Sweater, Skirt, Hat 4.95

19

Once again the knit suit is shown in the 1952 Fashion Parade and is cabled while the sweaters with Beret set are not cabled. It appears that Jerri's shorts are the "short-shorts" but I believe what shipped would have been the longer machine knit Version #3. Most of the dolls in the 1952 catalog appear to be Patent Pending dolls and we know from our Time-Line that the Apple Valley production dolls were a lighter version of Tenite II plastic. Most likely the 1952 Fashion Parade had been photographed using Lincoln dolls prior to the move to Apple Valley, thus the use of Pat Pending dolls. Rolling into 1954 we see that production of the knit suit is now the Boucle Knit set. So, that's the factory data of Knit Suits.

Now that we have examined the factory data, what do you think of this newly found knit Suit? What I see is that it does appear to be hand knit. It came with a collection that included a real smocked dress and the long



botany formal coat with sequins which could be tell-tale signs this knit suit is of Lincoln vintage. BUT...what about the buttons? From all of my examinations of sweaters we only see the 2-hole buttons being used, not these which are pearl buttons. OH MY! I want this to be factory made but is it? Another exception to my listed knit suit characteristics is this Terri cable does not follow the cable twist theory of Terri's cable should twist from right-to-left, this one is left to right.

Now for the skirt: This one is the simple knit/pearl ribbing at waist along with the knit and pearl pattern for the skirt. As a Lincoln era skirt it would not have

the machine finished overcasting at the waist.

Looking at the photo below the twist on the right should be correct for a Terri Sweater, twist over cable from right to left, while my want-to-be Lincoln cardigan suit has cable twist like on Jerri's left to right. Another reason this may not be factory original.



Almost forgot to mention about the pricing for Hand Knit Suits. In the beginning per the 1st Lincoln Price list (shown on a prior page) a Terri in Hand Knit Suit sold for \$25.00. By the time the 2nd Lincoln Fashion Parade was published the price was reduced to \$20.95. Then the 1951 price list below shows that the price increased once again, this time to \$23.95 for a Terri or Jerri dressed in a hand knit suit. How very confusing!

1951 price list	Number	DOLLS	Price	Number	COSTUME	Price
	PAGE # 16					
	120	Terri in hand knit sweater and beret, flannel skirt and blouse	19.95	4000	Jumper, blouse, hand knit sweater, and beret	7.95
	220	Jerri in hand knit sweater, short trousers and shirt.....	19.95	5000	Jerri hand knit sweater and beret, pants and shirt.....	7.50
				1055	Hand knit sweater and beret, girl.....	5.25
				2055	Hand knit sweater and beret, boy.....	5.25
	PAGE # 17					
	150	Terri in hand knit suit	23.95	1056	Terri, hand knit suit	13.95
	280	Jerri in hand knit suit	23.95	2056	Jerri, hand knit suit	13.95
	PAGE # 18					

Now all of you dedicated Terri collectors – go look at your dolls in sweater sets. Tell me if my **Characteristics of the knit suit** is correct.

Thanks for reading. Please remember that by going to **Terrileedolls.com** you can see full color pages of all articles.

Glenda

gkittoco@roadrunner.com

Little Mother sews a Fur Winter Muff for Terri Lee



Let's make a darling little fur muff for Terri Lee to keep her hands warm this winter.

The muff can be made by machine or hand sewing. So have fun, make up the little muff and decorate it for the Holidays.

I like to use little felt flowers to have it match Terri's vintage felt gloves.

INSTRUCTIONS FOR MAKING THE MUFF

Materials:

Small piece of White Faux Fur
Small piece of White satin lining

White thread
White ¼" ribbon

1. Cut a piece of the white faux fur 5" long by 3 3/8" wide. Cut a piece of white satin (lining) 5" long by 3 3/8" wide.
2. Cut the white ribbon 20" long.
3. Lay the white satin lining on the white fun with right sides together, sew the 5" sides.
4. Turn the muff to the right side. (The sewed seams will be hidden inside.)
5. Put the unsown faux fur right sidesttogether (the 3 3/8" sides) and stitch on the faux fur leaving the satin lining ends unsown.
6. You now will have a muff turned inside out, the right of the faux fur on the inside and the right side of satin facing you. This step is important.
7. Thread the white ribbon through the center of the muff. Tie a knot in the ribbon.
8. Gently hand stitch the knot of the ribbon to the short seam of the faux fur to hold it in place.
9. Hand stitch the short seam of the satin lining together to enclose the ribbon and close the seam.
10. Carefully turn the muff to the right side. The ribbon is securely hidden inside.
11. Decorate as desired.





Heart Fund Pin



FOR SALE:

created by Mary Weaver



Thought we needed one as one had never been made. Pick which color packaging (A: pink card stock or B: Red card stock) and send \$10 for pin which includes padded package and shipping. This is the 1950 "first" Heat Fund dress. Pin is 1.5" tall by .75" wide and is in color with a red and white heart pinafore over a white dress.

I would trade with someone if you have an extra pin with TL wearing the winter coat. Let me know.
Mary Weaver 832-725-7054



Message from Wanda:

Hi Terri Friends!

You should SEE the pile of **rescue dolls** on my doll-room floor!

I plan to work these up all Winter long, so if the Winter doldrums set in for you and you need another Terri Lee to come live with you, just ask what I have ready.

I also have hundreds (literally) of TL clothing items: dresses both cottons and organdies, velvet coat sets, etc. etc. For instance: Gene Autry plaid shirt, MIB Terri leather cowgirl set, hair-dress kit, Toe Dancers both Big and Tiny, lovely formals both Big and Tiny, Jerri summer suit with his straw hat, purple checked spring coat with matching hat and purse, TL coral sailor suit, TL cheerleader set. Wish you could come by and look it all over.

I can email you pictures of anything that peaks your interest. wanda.houck@sbcglobal.net

Looking forward to getting your great Christmas cards, and wish you all a Merry Christmas and a very good New Year !

MORE GREAT TERRI AND JERRI OUTFITS FROM MY COLLECTION

Sandy Dorsey Please email at sandilee43@roadrunner.com

If you are looking for a different color or trim ask. Make an offer. I have many more outfits for sale.

Mint in Package

1. Navy and red train dress \$25
2. Mint green plastic raincoat with pony tail hat \$20
3. Red/wt checked bathing suit with beach coat \$25
4. blue/white long waisted dress with petticoat \$20
5. green/white long waisted dress with petticoat \$20
6. Blue bicycle dress \$25
7. Navy cotton dress with daisies on belt \$15
8. Navy/ Red dotted Swiss dress with red ribbon \$30
9. Green cotton skirt with white blouse, skirt trimmed with green hearts \$45
10. Cotton slip with rose buds and pink net trim \$20
11. Black and pink pedal pushers with pink blouse and black belt \$45
12. Pink pedal pushers with white Noah's ark blouse \$50
13. TL school dress and duster with pony tail hat, shocking pink \$50
14. TL golf togs, denim WITH GOLF CLUB \$65
15. TL tennis set in lavender \$25
16. TL Navy/white large checked long waisted dress \$15
17. TL light blue embossed robe \$25
18. TL red cotton skirt with white blouse, skirt has red hearts on trim \$45
19. TL Denim shorts set with red/wt trim \$25
20. Linda Baby Play pen pad. Tiny blue flowers like redingote fabric \$65
21. TL navy/ green taffeta dress \$25
22. TL Girl Scout dress with hat, belt and yellow ribbon \$50

MORE MINT IN PACKAGE

- 23. TL pedal pushers multicolor with pink blouse trimmed in gold. black belt \$25
- 24. Navy lamb bathrobe package says Heartfund dress.\$25
- 25. Pink flannel Connie Lynn Pj's \$45
- 26. TTL swim suit, blue and white checked,beach coat \$20
- 27. TTL swim suit red/white checked with beach coat.\$20
- 28. TTL jeans and red white shirt \$15

Jerri Lee outfits MIP

- 29. Turquoise Family suit \$85
- 30. Doctor outfit \$50
- 31. Polished cotton suit with blue short pants and white polished cotton shirt with blue pattern \$125
- 32. Yellow barrel romper with white belt and yellow color and sleeves. \$125
- 33. TL matching yellow barrel dress not MIP \$50
- 34. Jerri Lee dark navy sailor suit \$50

MORE MIP

- 35. Red sweater with white buttons and tam MIP \$35
- 36 TL Red plaid wool skirt and white blouse \$45
- 37. TL Pink cotton duster with pony tail hat \$25
- 38. Matching TTL pink duster and hat not MIP \$15
- 39. MIP embossed leather wide belt with holster and original gun. Apple Valley. \$150
- 40. Red sweater no hat

MINT IN BOX

- 41. Dutch TL some yellowing on apron, with shoes and bonnet \$75
- 42. TL Scotch wool skirt , white blouse, hat, jacket and red purse, pristine \$85
- 43. Nylon Bride, dress, veil taffeta slip, Pristine \$65

44. TL snow suit, red cotton pants, tall mukluks, mittens, hat white rabbit jacket, fabulous Pristine condition. \$150
45. TL Blue and white satin majorette, panties, whwhite boots red felt, hat, baton \$100 pristine
46. Hula, brown polished cotton with sunflower print, shorts bra, with ribbon, grass skirt, ankle lei and neck lei, pristine. \$85
47. Jerri groom, Navy pants, white nylon shirt, navy tie, white jacket with pearl snap, black tie shoes, Pristine \$95
- 48 TL green cheerleader, white skirt, green cable knit sweater, pennant, white felt hat. \$85
49. Older TL ballerina dress in the wrong box. Lincoln #1075. Aqua, all net skirts, matching panties, silver shoes. \$100
NOT IN PACKAGES BUT IN EXCELLENT CONDITION
50. TL town dress in bunny print with matching panties, brown \$50
- 51/ TL town dress in bunny print with matching panties aqua \$50
52. Masquerade red and white, tutu, panties, hat. \$45
53. TL summer suit, white pique and red/green plaid, skirt, jacket and hat \$65
54. TL long pink lame coat \$60
55. TL long silver lame coat \$60
56. TTL long blue lame coat \$45
57. TjL Engineer outfit. shirt yellowed, overalls, hat and red scarf \$75
58. JL pink pique romper with flower trim \$60
59. TL pink pique dress with flower trim \$45
60. JL Nautical print shirt with red collar, matching red pants. \$60
61. JL romper with ducks, green, faded \$45
62. TL duck dress, green no fading \$45
63. TL Calypso skirt, teal and red, MInt, \$75



Terri Lee Dolls
Daisy Chain Newsletter
Enclose \$35.00 for a year's subscription
(4-issues 2020)

Make Check payable to: The Daisy Chain
Mail to: Terry Bukowski
908 Sunrise Pass
Schertz, TX 78154

Include with your subscription:

Name: _____
Address: _____
City _____ ST _____ Zip _____
Phone: _____
Email _____
Birth Month _____ Day _____
www.terrileedolls.com



Terri Lee Dolls
Daisy Chain Newsletter
Enclose \$35.00 for a year's subscription
(4-issues 2020)

Make Check payable to: The Daisy Chain
Mail to: Terry Bukowski
908 Sunrise Pass
Schertz, TX 78154

Include with your subscription:

Name: _____
Address: _____
City _____ ST _____ Zip _____
Phone: _____
Email _____
Birth Month _____ Day _____
www.terrileedolls.com



Terri Lee Dolls
Daisy Chain Newsletter
Enclose \$35.00 for a year's subscription
(4-issues 2020)

Make Check payable to: The Daisy Chain
Mail to: Terry Bukowski
908 Sunrise Pass
Schertz, TX 78154

Include with your subscription:

Name: _____
Address: _____
City _____ ST _____ Zip _____
Phone: _____
Email _____
Birth Month _____ Day _____
www.terrileedolls.com



Terri Lee Dolls
Daisy Chain Newsletter
Enclose \$35.00 for a year's subscription
(4-issues 2020)

Make Check payable to: The Daisy Chain
Mail to: Terry Bukowski
908 Sunrise Pass
Schertz, TX 78154

Include with your subscription:

Name: _____
Address: _____
City _____ ST _____ Zip _____
Phone: _____
Email _____
Birth Month _____ Day _____
www.terrileedolls.com