


# The Daisy Chain

Volume 30 Issue 1

March 2020



A black and white line drawing of a girl whose head is a large flower with many petals. She has a smiling face with closed eyes and a small mouth. She is wearing a simple dress and has her arms slightly out to the sides.

Editor:

Alt-Editor

Co-Editor:

## Chatti Patty

Jerri Lee:

## Pattern Editor

Web Page:

Terry Bukowski

Glenda Kitto

Sandy Dorsey

Pat Rather

Dennis Ross

Mary Hayden

Eric Silva

(210) 385-2141

(909) 599-0585

(760) 731-6581

(707) 996-8300

(626) 446-9678

(360) 642-2151

terrvbukowski@vahoo.com

gkittoco@adelphia.net

sandilee43@roadrunner.com

ratherpat@vom.com

jerrileedoll@yahoo.com

contrary128@gmail.com

<http://www.terrileedolls.com>

**To print the newsletter in color go to our Web Page: <https://terrileedolls.com>**

In the box at the upper left called Subscriber Password type Daisy Chain 2020 **(You must capitalize the (D & C) our password is case sensitive)** Click on Login. Then click on the second box on the left in the upper menu, the box which says Current Issue. Scroll down to see the article and double click to enlarge the page. Click on download to print in color. **This will be our password for the year to make it easier for you to remember.**

Hope you have been going to the Terrileedolls.com web site to use the accessory book and the index of past articles. Please note at the bottom of several articles in this issue the footer notes when an article is an update to the Accessory book. webpage, **[www.terrileadolls.com](http://www.terrileadolls.com)** Patterns by Mary Hayden have been posted.

**We loss a very valuable friend last month** Marty Roden passed away. I know Dennis would appreciate cards being sent. His address is: Dennis Ross 5659 Halifax Road Arcadia, CA 91007

**Membership Updates:** The 2019 index has been updated on the web page.

Glenda Kitto has a web page with clothes and dolls for sale visit [terrilee.net](http://terrilee.net)

Mary Weaver sent up an update to our What should I wear book called “What tag should I wear” Check it out – Is your doll wearing the right tagged clothing?

COPYRIGHT

**The Daisy Chain magazine and Little Mothers Talk is for personal use only and may not be sold in any form. Furthermore, all pictures and articles published are solely the property of the Daisy Chain and cannot be reproduced or sold without permission. © 2020 The Daisy Chain**

## Front Cover ~ Terry Bukowski Collection

## Articles for the May/June 2020 issue due Apr 30, 2020

©2020 The Daisy Chain



# Hi EVERYBODY!!


Did you get off to a good start in the New Year? 2020! You couldn't have an easier number to remember, could you!

In October, 2019, **Glenda Kitto**, **chattipatty**, and a **TL Ferris Wheel**, formerly from the **Sandy Dorsey** collection, traveled cross-country to **Terry Bukowski's**. On the way, we stopped in Arizona for a visit with **Nancy Janzen** and her husband, **Mark**, in Tucson. We had never seen so many wonderful black dolls in one place and this photo shows only a few of them. Amazing collection, Nancy!!




In San Antonio, the Bukowski's were contemplating an elaborate post-flood floor renovation, that is, the complete replacement of the tile floor in their home. Take a look at Terry's empty doll room and compare it to the remodeled version. Now that was a huge job!





Here's a nice story from an old Terri Lee Club person, **Diane Culbertson**. Diane's childhood Terri Lee friend, a widow with no children, contacted her. She was about to move out of state to be happily remarried to a widower she had met. She offered Diane her childhood Terri (photo at left) plus all the clothes her mom had sewn for the doll, the ones they had played with as children. Check out the photo of the dolls reunited in 2019. Diane is delighted and says, "It seems she is more valuable to me than any of the more perfect others."

See ya! **chatti**



## The loss of a great Gentleman

**Martin S Roden** - Professor Electrical and Computer Engineering

He was the author of 19 text books, 18 of which contains heavy technical formulae and diagrams. Plus another book he co-authored that covered writing and presentation skills available on Kindle.

Among his accolades he was President for many years of the Arcadia Travelers, a senior travel club with over 650 members. Received Awards, Honors, and Professional recognition too numerous to list. He was an amazing individual and all of us who knew him realized that when we were in his presence.



During his 37 years on the campus of California State University at Los Angeles, he was Department chair for 12 years, Associate Dean and Acting Associate Vice President are among his many accomplishments, but we Terri Lee collectors knew him as a gentleman, a publisher of the Daisy Chain, a convention auctioneer and audio/video aid and most of all a beloved friend.

Marty, as we knew him and Dennis traveled the world extensively. He was forever helpful and a willing partner. He and Dennis Ross were inseparable. It is a great loss to Dennis and to us.

Marty appeared to not take himself seriously. In 2011 within a Bio that Marty wrote...

“What metric can one use to see if #1 is achieved? Well, if you Google “Martin S. Roden”, you will get about 1.2 million hits, and amazingly, many of these are actually referring to me (e.g., a faculty member posts a syllabus for a course that is using one of my textbooks). Of course, many are NOT me. For example, once entry says, “Martin S. Roden is an out and out hooker with a reputation for having an excellent work rate.” Indeed, this is another Martin Roden who holds the position of hooker in a Rugby team in Chorley, England.

As far as principal #2, while I have not enjoyed every minute..., I’ve really had fun, and any time I was not, I changed the situation to achieve this goal. I’ll leave others to judge my success...”



## ON THE ROAD AGAIN



My husband was all excited to go to Indianapolis to the Mecum Auto Auction and I said I would go with him but not to the auto auction. I called Linda Cantwell to see if she was going to be home and see if I could visit her and she said YES. I arrived at her home and we immediately went upstairs to her doll room and I was overwhelmed to say the least. Not only did she have a fantastic Terri Lee Collection but she had dolls of every kind from very antique to modern. She had a great Barbie Collection also but I was there to see the Terri's-there were so many It was hard to take it all in.

We went downstairs to take a break and she showed me her beautiful back yard and patio. We really had a nice time just talking and learning more about each other and our lives. We don't get to spend enough time at conventions with one on one conversations for very long.

Soon it was time for me to go pick my husband up at the auto auction. Playing dolls is so much more fun than old automobiles.

I will be off again real soon and may be in your area, so if I call and say "can I come and play dolls" I hope you will be home and I promise not to stay very long.

Sue Munsell



# Terri Tales

By way of terrilee.net I have met the most interesting of people. This *Terri Tale* will be followed with an article on how to restore those split Knickerbocker dolls.

A story as told by Dr. Gene Hicks of Iowa...

Dear Glenda—I can't remember when I didn't love dolls. They were like people around me. When we lived on Grampa Hefner's farm with a two-hole toilet outside where catalogs served as toilet paper and a washtub was used for our weekly baths. I could hardly wait for the catalogs that had dolls. I would spend many happy times looking and thinking and deciding which one I wanted Santa to bring. The one time Santa (my parents) couldn't get the one I wanted turned out to be the most important. I learned to deal with disappointment.

When I was a preschooler at the farm my folks found me with Mom's fabric designing clothes for my doll. It was in the midst of the great depression. Mom wanted to stop my activity, but Dad said "Lola, leave her alone, she gets more from this than the more expensive things we get her". I made a padded bra for one doll. I still have that and the doll. For Jr Hi graduation they gave me a 6 and a half inch ceramic Story Book doll. I still have her too.

When I married and had my only daughter I saw the Terri Lee dolls in the catalog. I was a stay at home mom, then shortly a single mom with a child and myself to support. In the early 1950s I was able to purchase a Terri Lee for my daughter at Christmas. I then took scraps left from dresses I'd made her and made Terri Lee dresses like my daughter's. I used quality natural fibers so they would last.

When my daughter went to college and married, I gave her dolls and their clothes to her. Her ex took them and stored them under his grand parents house trailer which then mysteriously burned up including the dolls and clothes. She loved her Connie Lynn and Linda baby too.



family treasured doll that needed cleaning or repair. I would encourage them to bring the doll so I could see what it needed. If it was something I could do without diminishing its antique value, I would do it without charge. I learned to repair/restore costuming as well. I joined a UFDC doll



When I retired a friend insisted we learn to make porcelain dolls. I was going to make just one, but I'm still at it. Guess I have always been a researcher as I've sought information to understand better.

Mother didn't want me in the house so when we moved to town across the street from my Hefner grand parents, I spent hours sitting on a rock ledge and thinking about people all over the world.

After my retirement when neighbors, family, friends or even strangers would see my dolls, they would often mention their



club which helped a lot. My friend there, also named “Glenda” Ridgeway is helpful like you. Ironical! We still keep in touch though I moved from Topeka, Kansas to Des Moines, Iowa. When I downsized both times it was Glenda who made a huge difference. She is helping me now too. We’ve known her family for years thru her loveable mechanic dad who told me she made beautiful dolls. She had a studio and taught how to do porcelain dolls. I didn’t get into it then. That had to come later.

I now have the dolls instead of just pictures of them. They are cheerful to me. Finding homes for them is like the orphan train children when parents needed to send them so they could survive. Some were treated better than others and have lived to tell their stories.

I was born breach, buttocks first and not breathing. Mother was hemorrhaging and MD in grama’s home had my aunt put me in warm and cool water alternately and breathe in my mouth. Family said I bawled for 6 months with colic. They didn’t fill out a birth certificate until weeks later when they thought I’d live. Dad did the birth certificate in his own handwriting and I have a copy of that. He named me “Gene” because he wanted a son. The Lois is after a family friend of my grama whose daughter was Lois. Dad taught me to do son things and his mother taught me to do girl things. It made my life so interesting. I played sandlot ball as an equal which the Golden Rule strengthened. If you treat others the way you wish to be treated, then you are equals.



Wanted to explain my affinity for native American Indians as I’m 1/8<sup>th</sup> according to my story teller



paternal grampa. Grampa insisted we ride our Shetland ponies bare back. I always smelled like a horse, not a girl one would want to date. I got a lot of exercise catching that mischievous pony and breaking his colts to ride. Not long before I retired another 1/8<sup>th</sup> native American coworker befriended me. And when I retired he gave me this quote that stands on my table where I eat and work. “Do what you can, where you are with what you have”.

That was my mantra while reconstituting Knickerbocker reissue Terri Lee dolls. I repurposed

appropriate sized container lids by drilling a stringing hole in them. The rest of that story you already have.



If something I’ve written or done doesn’t make sense to you, just contact me and we will see if I can do better communicating. You may use any of this in your quarterly Terri Lee Newsletter. Perhaps only parts at a time could work best for you. Or maybe none at all. Ha! Ha! Looking for your next email,

Gene

# *Little Lady*

## *Pinafore #1*

*By Pat Rather*

*Could this be the first Little Lady pinafore?*

Wouldn't you agree that this pinafore is identical to the one pictured on the Little Lady



page of the Lincoln Fashion Parades from 1948 (1950, 1951) to 1952 and the Apple Valley FP? This is the *very rare, first Little Lady pinafore.*



You can see that this LL set is a very early one; it has the round snaps and loopy tag and the velvet trim of dress is sewn very near the edge of the hem. Why were there so many different chintz prints, 7-8-9, used in Lincoln, Nebraska?

The story is told that there were frequent trips to a nearby fabric store as sales exceeded expectations. After they moved to Apple Valley, they must have placed a very large order for the chintz and so we find only the one pattern. However, beware! In the meantime, very skillful copies of the pinafore in unoriginal chintz patterns have surfaced.


Doll and outfit are from the Dorsey collection and it came from a collector in Lincoln.



# When a Story Influences the Wardrobe – Fluffy Bunny The Easter Egg Rabbit

The year...1952...Fluffy Bunny makes his first appearance in the Easter issue

1952



**“FLUFFY BUNNY’S  
EASTER EGGS”**

“Terri, wake up!” Terri awoke to find her good friends, Erny and Elly Elf, perched on her pillow. “Fluffy, the Easter Bunny, needs help. Santa sent us to get you and Jerri to go with us,” said Erny Elf. “Fluffy Bunny cannot find the Little Red Hen’s eggs, so that he can color them for all the children. It’s only a few hours until Easter Morning, and the children will be terribly disappointed if there are no Easter eggs when they awaken!” Terri hopped from bed and went to Jerri’s bed and pulled the covers away. “Come, Jerri. We must help the Easter Bunny.” The doll-twins dressed quickly. Erny Elf walked over to Rocky, the Rocking Horse, where he stood in a corner of the Nursery. He patted Rocky, gave him a lump of sugar, and whispered in his ear. Rocky nodded his head vigorously. “Get into the saddle and we’ll be on our way,” said Erny, and they all clambered onto Rocky’s back. Then Rocky went galloping through the open window and high into the starry sky. Faster than the wind galloped Rocky, and then started to alight in a beautiful, thick forest.


Rocky set them down in a clearing. Moonlight

— 6 —

shone through the tree-tops, and there were flowers everywhere. A fluffy white rabbit sat in a flower-bed, his chin cupped in his paws, looking very sad, indeed. “Hello, Fluffy Bunny,” said Erny Elf. “This is my sister, Elly Elf, and our dear friends, Terri and Jerri Lee. Santa got your message asking for help, and we’ve come to help you color the Easter eggs.” Fluffy Bunny waved his paws, and looked sadder than ever. “EASTER EGGS!” he exclaimed. “There won’t be any! Little Red Hen forgot to tell me where she put them, and she’s somewhere in the country visiting her cousin . . . I haven’t any eggs to color!” Big tears rolled down his face. “Don’t cry, Fluffy Bunny,” soothed Terri. “We’ll find the eggs.”

Then they searched and searched through the forest. Suddenly Terri shouted happily. “Here are the eggs! I found them under this oak tree!” They ran to Terri and there, sure enough, was a huge pile of snowy-white eggs! Then Fluffy Bunny thumped the ground with his leg, and thousands of rabbits scampered from the forest.

Fluffy Bunny set them to work painting the eggs. Terri and Jerri and Elly and Erny Elf painted, too, and the job was soon finished. Fluffy




— 7 —

Bunny hopped onto a tree-stump. I hereby appoint every rabbit an Official Deputy Easter Bunny!” he shouted. “Fill your Easter Baskets and make your deliveries to all the boys and girls. Hurry, now, the sun is coming up and you mustn’t be late!” The sun was peeking through the trees and as the little sunbeams danced on the colored eggs, they shone like rainbows. The Easter Bunnies filled their baskets and hopped away in all directions.

Fluffy Bunny thanked Terri and Jerri and Erny and Elly Elf, and they jumped on Rocky’s back and he rose into the air. As they started for home, Fluffy Bunny shouted a parting message. “Terri and Jerri,” he shouted, “Look in the yard when you get home. You’ll find a SURPRISE!”

When Little Mother took Terri and Jerri outdoors, later that morning, they DID find a surprise! It was . . . Well, there’s a picture of the surprise on Page 11 !



— 8 —

Surprise! Whatever could it be? You just may need to dig out your Monthly Booklet for 1952 and search the Easter issue to view the “surprise” on Page 11.


Could this be the Fluffy Bunny outfit?



Fluffy Bunny – so when does a fantasy story from our coveted Monthly Booklets become a fabric?

As a result of my sketchy research I found that it has occurred at least twice; “F fluffy Bunny and Elly Elf”. Fluffy Bunny first made the appearance in 1952 and is only written about in the Easter issues of 1952 and 1954. 1953 we found that Fluffy Bunny was displaced by the new monkey pets. A bonus to us is with the 1954 MB. Fluffy Bunny and Elly Elf were center stage in the little story. Plus, the company liked the names so very much, “Fluffy Bunny and Elly Elf”, they created fabrics to match. At right and below are the advertisements of 1954 for both costumes.

1954



DEAR FRIENDS

← THIS IS MY NEW "ELLY ELF" WISHING DRESS, AND ALL OF THE OTHER COSTUMES IN THIS EDITION OF MY MAGAZINE ARE NEW ONES, TOO! THE "TERRI LEE WALKER" ON THE BACK COVER IS FOR

YOU TO TAKE ME STROLLING, BECAUSE I CAN ACTUALLY WALK IN IT! IT WILL BE IN YOUR STORE VERY SOON, AND I WILL TELL YOU MORE ABOUT IT NEXT MONTH. YOUR LOVING FRIEND



A Verne Trembley Production for TERRI LEE, Inc., Apple Valley, Calif.  
 Copyright 1954, by Terri Lee, Inc. — No reproductions without permission.  
 LITHO IN U.S.A. — 2 —

So often we find new items introduced in the monthly booklets (MB's) and when next seen in the Fashion Parades the quaint names are transitioned to the more common name and in this instance it is: Town Dress in a variety of prints.

1954

YOU CAN ORDER FROM YOUR STORE BY MAIL

(FRONT COVER) PARTY DRESS AND BONNET \$2.50 3540W

(PAGE 2) "ELLY ELF" PERCALE DRESS \$1.00 3510D

(PAGE 4) "SQUAW SKIRT AND BLOUSE" \$1.59 3530A

(PAGE 12) "FLUFFY BUNNY DRESS AND PANTY" \$1.95

(BACK COVER) MY TERRI LEE WALKER IS SO NEW THAT I DON'T KNOW THE PRICE... BUT YOUR STORE CAN TELL YOU!

THIS IS MY NEW "FLUFFY BUNNY" EASTER DRESS


ORDER NUMBER 3520A



- 11 -

THIS IS MY BUNNY DRESS AND PANTY

DO YOU LIKE MY APRIL SHOWERS DRESS?



3560CN.....Terri's Tea Party Dress with Easter Bonnet & Purse.....	page 1.....	\$4.95
1F71.....Linda's Bunny Suit (Pink ears and feet, Pink Pom Poms).....	page 1.....	1.95
4530EN.....Terri's Sunday School Suit & Jockey Cap.....	page 1.....	2.95
45100.....Terri's Play Suit with belt.....	page 8.....	1.00
3520A.....Terri's Bunny Dress & Panty.....	page 9.....	1.95
35100.....Terri's April Showers Dress.....	page 9.....	1.00
3540R.....Terri's Rain Coat with Rain Hat.....	page 10.....	1.25
4540R.....Terri's Rain Coat with Rain Hat.....	page 10.....	1.25
3530K.....Terri's Confirmation Dress with Necklace, Veil.....	page 12.....	2.50

If you cannot locate Terri fashions in your town, you can order by mail from the nearest Terri Lee Fashion Center in your state.

9

1955

At right is the 1955 MB with a new Bunny print in the Town Dress style – Fluffy Bunny is now outmoded.



Dennis Ross Collection

Jerri hit the jack-pot with this costume. He has shorts and shirt in the solid background fabric with the tone-on-tone Fluffy Bunny print. Currently found in a number of colors: brown, aqua, maroon and blue tone-on-tone prints.

All found with a printed tag. The 1955 "bunny print" has the later embroidered tag.

Note that the Terri Town Dresses (blue and brown) pictured below have different closures. It can be found with pearl buttons OR small white snaps.



Sandy Dorsey Collection

Bright blue and brown prints are from the Glenda Kitto Collection.

If you have located additional colors please contact me...  
[gkittoco@roadrunner.com](mailto:gkittoco@roadrunner.com)

# The Mysterious ELLY ELF



So who was Elly Elf? Elly Elf was a fantasy character that has been a dream helper in so many of the Terri Lee Monthly Booklet stories. And, like Fluffy Bunny Elly had a dress named for her.

BUT WHO HAS THIS DRESS?

We've searched several large collections and not one has been found. CAN YOU HELP US? We want to see your photo of a real ELLY ELF Dress.

Please send photo to Glenda Kitto [gkittoco@roadrunner.com](mailto:gkittoco@roadrunner.com)

### FANTASTIC FINDS

I'm sure everyone reading these newsletters know the name Peggy Casper. She was a great historian and went everywhere trying to get information on Terri Lee. I first met her back in 1989 when she came to St. Louis to attend the UFDC and she came to my house to visit. She had much knowledge then and even more as she wrote 2 books on Terri Lee. She acquired many unusual items that some of us have never seen. Luckily I was able to obtain a few of these things. Two interesting items I was able to obtain were the TTL gold metallic dress and the hat and purse made by Ruth Miller. Also a skirt made out of the same material as the calypso material. I am thinking a seamstress that worked for the company decided to use a piece of the material to make a skirt, maybe for her daughter or a friend. This is just my assumption but nevertheless Peggy got it and I was lucky enough to get it.

*Sue Munsell*



# SQUAW SKIRT & BLOUSE

By Terry Bukowski

Feb 2020



In my articles written in February 2012 and May 2017 and I tried to bring you the different skirt, blouses, and even a dress that would be named “Squaw Skirt” or “Squaw Dress” The article is also attached. This skirt belongs to Sue Munsell and is tagged. The fabric is what we normally see in the 1952 Calypso Costume, Sue only found the skirt and put the blouse with it that goes with the 1954



Squaw Skirt and Blouse. The skirt is one piece and does not have the seam half way down the skirt.

A second skirt was found in Sandy Dorsey’s collection. This skirt is a little different from Sue’s in that there are two white bows one on the waist band the other at the hem and this skirts ties at the back instead of the usual snap. Porotype’s? What a wonderful addition to the Squaw Skirt collection.

# SQUAW SKIRT & BLOUSE

By Terry Bukowski  
May 2017



Introduced in the 1954 Fashion Parade #3530S Squaw Skirt and Blouse retails for \$1.75. It is stated in the Fashion Parade “my Squaw skirt of Indian print and frilly dimity blouse”. When someone mentions the squaw skirt this is the version I think about, however there are several more. Also in 1954 the squaw skirt & blouse is

pictured in the merchants flyer sent to stores is a very different fabric. While the skirt is still made the same with two sections sewed together the company is using other fabric other than the “Indian print” first advertised.





This same skirt can be found advertised in the April 1954 monthly magazine. It was the coloring page for that issue. Retail cost is \$1.59. Pictures of the skirt are on the following page. Dennis Ross has been lucky to find the brownish/gold version of the skirt I have in red.



In 1955 Tiny Terri Lee is introduced and in her Fashion Parade is pictured #3338 “A real Squaw Dress \$1.49. The dress is a one piece with the “Indian Print” fabric. The bodice has rick rack which the company calls braid. Terri Lee will also be pictured in this dress in the March 1956 Monthly Magazine at a cost of \$1.75.



This dress is also on the cover of the October 1956 Monthly Magazine. A contest winner is holding her Terri Lee who is wearing this version of the Squaw skirt with braid T3530S. It is fun to find patterns of the time which might have inspired Vi in developing the pattern for Terri Lee.



The 1956 Fashion Parade for TL & TTL shows yet another version which is now called #1321 Squaw Dress. I would have thought they would have named the dress pictured above that.



This latest version is the prettiest with vibrant colors and contrasting braid (rick rack). The 1956 Fashion Parade states “My new-style Squaw Dress made of cotton material that you don’t have to iron, just like the grown-ups squaw dresses. It is trimmed with braid and is very colorful and pretty”.

Finding all 4 was a challenge.

Terri’s dress is #1321 and retails for \$1.95 while Tiny Terri Lees dress #3321 retails for \$1.49.

With this dress the challenge is to find the reverse color combinations. I’m wondering if they made the verse in Terri’s dress and a matching Tiny Terri Lee.



I am still looking for the verse of red and navy blue, Terri Lee has not been found.



Wanda Houck has been collecting Terri Lee for years and has come across some very interesting items. One the next two pages are some of her wonderful finds.



Days of the Week fabric in red / pink / blue. Homemade items.

Tiny flower print as in Redingote, appear to be factory items, skirts and bonnet  
And small homemade dress with full skirt of the print like TL Indian skirts



Little Lady pinafore flower print - homemade item, this fabric is embossed, like waffle pique', and has a light pink background.



Dress using oldest Garden Party flower print appears to be factory.

Next two dolls are in Dolls of All Nations boxes -  
Valentine - used the red glitter hearts as on TL old Valentine Ballet



Another Valentine, used the hearts and cupid satin  
like on TL masquerade.



Glittery stencil abstract flowers - TL roller skater  
used this, but rare.



Jack & Jill ribbon in Red - found this years  
ago some taffeta dress used Jack & Jill  
ribbon, rarely, and only then in the orange  
embroidery thread

# WHAT TAG SHOULD I WEAR

TYPE OF TAG	DATE & PLACE	MATERIAL
TL LOOPY	1946-1947 LINCOLN	Sawdust or Corn Husk Composition
		
TL LOOPY	1947 LINCOLN	Ethyl Cellulose Plastic
TL LOOPY	1947-1950 LINCOLN	Tenite II Plastic - Painted
TL LOOPY OR PRINTED	1950 & 1951 LINCOLN	Soft Vinyl
		
TL LOOPY OR PRINTED	1950 & 1951 LINCOLN	Tenite II Plastic, Unpainted, Patent Pending
TL PRINTED OR EMBROIDERED	1952-1955 APPLE VALLEY	Lighter Weight Hard Plastic
		
TL EMBROIDERED	1955-1958 APPLE VALLEY	Lighter Weight Hard Plastic
		
TL EMBROIDERED	1960-1962 LOS ANGELES	Same Plastic or maybe lighter
LINDA BABY (PINK EMBROIDERED)	1956-	Vinyl
		
CONNIE LYNN (GREEN EMBROIDERED)	1955-	Hard Plastic
		
TL PINK EMBROIDERED	1999-2005 Reproduction dolls	Hard Plastic matte finish
		
TL PINK EMBROIDERED	2005-2010- Reproduction dolls	Soft Plastic - play doll
LINDA BABY EMBROIDERED	2003-2004 - Reproduction doll	

## *Little Mother sews Windjammer Gauntlets*

### **MISSING!!!**

Little accessories seem to go missing. This is so true for the Windjammer Gauntlets.

Here is the pattern you will need to replace this rare item.

A bit of searching and you will be able to find the needed leather, thrift stores are a good place to start. If you have a shoe repair shop near you they might be able to tell you where to find the leather you need.

*The March winds are coming!!*

#### **Materials:**

- Small piece of soft leather (color your choice)

\*Originally they used cabretta leather made from the skins of sheep that grow hair rather than wool. Mainly used in such as golf gloves.

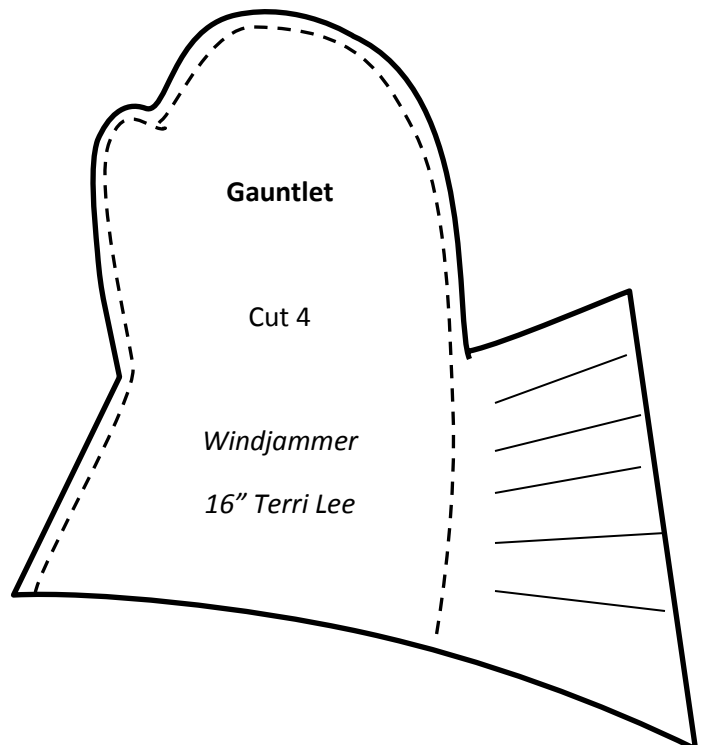
- Matching thread
- Leather needle for your sewing machine

#### **INSTRUCTIONS:**

1. Make a copy of the pattern right side up, flip and make another pattern, you will cut 2 of each.
2. Place each glove with wrong sides together.
3. Using the pattern as a guide, stitch a tiny seam as shown on the dashed line on the pattern.
4. Using small scissors carefully cut the fringe on the straight lines of the pattern.
5. You might want to sew in a ribbon from one gauntlet to the other like they did with the vintage TL mittens.



Photo courtesy of  
Glenda Kitto Collection



# IT'S A FAMILY AFFAIR

BY SANDY DORSEY AKA YOURSTERRILEE

Terri Lee Family outfits are some of the most collectable in the Terri Lee fashion world. Several colors were available in these outfits that date to 1956. A picture appears on the back of the 1956 Tiny Terri Lee Fashion Parade. One could purchase each outfit individually or order a Complete Set of Fashions only for \$8.33. A Complete Set of Dressed dolls was \$52.00. Since the picture is black and white I can't tell which set is shown. Terry Bukowski and Dennis Ross wrote

wonderful articles in the 2011 Daisy Chain Volume 11 Issue 4 of the complete story. Jewel Tea Company also offered Terri Lee and Tiny Terri Lee in red and white family outfits.



The red and white and aqua and black seem to be the easiest to find. Look for the red and white in wide and in narrow stripes.

Why don't we pool our resources and try to match up the outfits with other Terri Lee collectors. I plan to keep the aqua and black Family in my collection but I am ready to sell or trade other pieces. I have a Terri Lee aqua and black Family outfit mint in package for sale.



## FAMILY AFFAIR

Here is the red and white family set showing Terri, Jerri, Connie and Linda Baby in narrow stripes and TTL and TJL in wide stripes.

My Connie Lynn is missing her panties and I have an extra pair of Jerri shorts.

I think the turquoise and white Family outfit is the prettiest. I am missing Connie Lynn and Linda Baby in this color. if anyone has the baby outfits I would like to trade. If not these will be for sale.



This style of Family Set also comes in navy and white which is very rare. I have the Terri Lee dress and panties and Jerri Lee shirt in Navy and white. Both are for sale or trade.



The red with narrow black stripes is easy to find in Tiny Terri Lee and Tiny Jerri Lee. Tiny JL outfits are plentiful. Linda Baby outfit is harder to find and my outfit is the same fabric but a perfectionist might say it isn't a true Family outfit because



there is no solid red in it. Connie Lynn outfits are the rarest in all the Family sets and Jerri Lee is missing here too. All outfits are for sale or trade.

Please contact me at [sandilee43@roadrunner.com](mailto:sandilee43@roadrunner.com) for sales, trades or questions.

Hope we can all find our missing pieces and have a complete Terri Lee Family Set.

## **FAMILY OUTFITS**

Below is what Sandy Dorsey, Glenda, and I have for sale. Pictures upon request. Look through your collection do you have any outfits to sell can you help us complete a family grouping for the Family Outfit? Others are looking as well so send your items to me and I will put it in the next newsletter. Do you have a want you want me to add to the page let me know.

**Sandy Dorsey / [sandilee43@roadrunner.com](mailto:sandilee43@roadrunner.com):**

**Wants:** Linda Baby turquoise & White Family outfit

**Sell (Contact her if interested):**

Jerri Lee aqua & black Family Outfit (MIP)

Terri Lee, TTL, TJL & Linda Baby Red & Black Family Outfits only

---

**Glenda Kitto / [gkittoco@roadrunner.com](mailto:gkittoco@roadrunner.com):**

**Sell (Contact her if interested):**

Red and White big stripe

TTL dress bright red mint \$35

Connie Lynn top \$30

TJL doll auburn hair, dressed w/ white plastic shoes \$100

Red and White small stripe

TL dress with stripe panties \$40

TTL dress with strip panties \$35

TTL doll auburn hair, dressed w/ oil cloth shoes \$100

TL doll black thin hair dressed (white panties) 2 oil cloth shoes \$150

Red and Black

TJL top and shorts \$35

TJL Top only \$20

Aqua and black

TJL top and shorts \$35

Linda Baby top and panties \$50

Blue and white big stripe

Jerri Lee dressed auburn hair w/ oil cloth shoes \$175

---

**Terry Bukowski / [terrybukowski@yahoo.com](mailto:terrybukowski@yahoo.com)**

Aqua and black

TJL top and shorts \$35

For Sale

For Sale: Terri Lee Doll Set with Extensive Wardrobe and Closet. Excellent Condition. \$700 or best offer, includes shipping.

Please contact Elaine Arabatsis - [blakelivi@gmail.com](mailto:blakelivi@gmail.com) 541.505.0572



<b>For Sale:</b>		
<b>Contact me for availability and description of items, please remember they are in played with condition</b>		
<b>Shipping is free</b>		
<b>Terry Bukowski, terrybukowski@yahoo.com</b>		
<b>Tiny Terri</b>	<b>See 1955 Fashion Parade</b>	
TTL -1	#3334 School Dress with slip attached, yellow & white check	\$ 25.00
TTL -2	#3323 Play Dress, Red collar, sleeves, skirt, with anchor bodice	\$ 25.00
<b>Tiny Terri</b>	<b>See 1956 Fashion Parade</b>	
TTL -3	#3355 School Dress - Drop waist plaid dress	\$ 20.00
TTL -4	#3355 School Dress - Drop waist red and white dress	\$ 15.00
TTL -5	#3355 School Dress - Drop waist blue and white dress	\$ 10.00
TTL -6	#3323 School Dress, slip attached, drop waist, red & white check with 2 daisys in front	\$ 25.00
TTL -7	#3323 School Dress, slip attached, drop waist, pink & white check with 2 daisys in front	\$ 25.00
TTL -8	#3307 Play Dress, drop waist, pink bodice with circle fabric black & pink collar, sleeves and skirt	\$ 25.00
TTL -9	#3336 Party Dress, pink dotted swiss, with white bib	\$ 20.00
TTL -10	#3336 Party Dress, Red dotted swiss with red bib	\$ 20.00
TTL -11	#3332 Party Dress, pink organdy with bib	\$ 25.00
TTL -12	#3330 School Dress, yellow comes with attached slip	\$ 25.00
TTL -13	#3330 School Dress, yellow & white stripe collar and bodice, comes with attached slip	\$ 25.00
TTL -14	#3306 Play Dress, blue with white collar, matching panties	\$ 35.00
TTL -15	#3306 Play Dress, blue with white collar	\$ 20.00
TTL -16	#3306 Play Dress, red with white collar	\$ 30.00
TTL -17	#3316 Pinafore, blue organdy	\$ 25.00
TTL -18	Skirt only, plaid suspenders with green skirt	\$ 20.00
TTL -19	#3318 Sport Dress, Skirt only with red stitching	\$ 20.00
TTL -20	#3338 Summer Suit & Beret, pink	\$ 35.00
TTL -21	#3106 Play Dress, White collar and sleeves, pink & gray bodice & skirt	\$ 20.00
TTL -22	#3358 Duster, Orange, Coat, belt, hat, School Dress diamonds are red, blue and yellow	\$ 25.00
<b>Tiny Jerri</b>	<b>See 1956 Fashion Parade</b>	
TJL-1	#4305 Playsuit, has hearts, clubs, spades, diamonds in fabric	\$ 25.00
TJL-2	#4322 Salior Suit, missing hat	\$ 50.00
TJL-3	#4306-F Family Outfit, black and blue	\$ 35.00